

SHAREHOLDING PATTERN

- 1 Name of Listed Entity: **SINTEX PLASTICS TECHNOLOGY LIMITED**
- 2 Scrip Code :
Name of Scrip : **Equity Shares**
Class of Security : **N.A.**
- 3 Share Holding Pattern Filed under: Reg. **31(1)(b)**
a. If under 31(1)(b) then indicate the report for Quarter ending :
b. If under 31(1)(c) then indicate date of allotment/extinguishment : **30.09.2017**
- 4 Declaration: The Listed entity is required to submit the following declaration to the extent of submission of information:-

Sr. No.	Particulars	Yes*	No*
1	Whether the Listed Entity has issued any partly paid up shares?		✓
2	Whether the Listed Entity has issued any Convertible Securities or Warrants?	✓	
3	Whether the Listed Entity has any shares against which depository receipts are issued?		✓
4	Whether the Listed Entity has any shares in locked-in?		✓
5	Whether any shares held by promoters are pledge or otherwise encumbered?	✓	

* If the Listed Entity selects the option 'No' for the questions above, the columns for the partly paid up shares, Outstanding Convertible Securities/Warrants, depository receipts, locked-in shares, No of shares pledged or otherwise encumbered by promoters, as applicable, shall not be displayed at the time of dissemination on the Stock Exchange website. Also wherever there is 'No' declared by Listed Entity in above table the values will be considered as 'Zero' by default on submission of the format of holding of specified securities.

- 5 The tabular format for disclosure of holding of specified securities is as follows:-

CERTIFIED TRUE COPY
FOR, SINTEX PLASTICS TECHNOLOGY LIMITED
[Signature]
COMPANY SECRETARY

Table I - Summary statement holding of specified securities

Category (I)	Category of shareholder (II)	Nos of shareholders (III)	No of fully paid-up equity shares held (IV)	No of Partly paid-up equity shares held (V)	No of shares underlying Depository Receipts (VI)	Total nos. shares held (VII) = (IV)+(V)+(VI)	Shareholding as a % of total no. of shares (calculated as per SCRR, 1957) (VIII) As a % of (A+B+C2)	Number of Voting Rights held in each class of securities (IX)				No of shares Underlying Outstanding convertible securities (Including Warrants) (X)	Shareholding, as a % assuming full conversion of convertible securities (as a percentage of diluted share capital) (XI)=(VII)+(X) As a % of (A+B+C2)	Number of Locked in shares (XII)		Number of shares pledged or otherwise encumbered (XIII)		Number of equity shares held in dematerialized form (XIV)
								No of Voting Rights			Total as a % of (A+B+C)			No. (a)	As a % of total shares held (b)	No. (a)	As a % of total shares held (b)	
								Equity Share	Class eg. Y	Total								
(A)	Promoter & Promoter Group	15	169981127	0	0	169981127	29.37	169981127	0	169981127	29.37	0	28.14	0	0.00	85900000	50.54	169981127
(B)	Public	236966	408745341	0	0	408745341	70.63	408745341	0	408745341	70.63	25248464	71.86	0	0	NA	NA	405566617
(C)	Non Promoter- Non Public	0	0	0	0	0	0.00	0	0	0	0.00	0	0.00	0	0	NA	NA	0
(C1)	Shares underlying DRs	0	0	0	0	0	0.00	0	0	0	0.00	0	0.00	0	0	NA	NA	0
(C2)	Shares held by Employee Trusts	0	0	0	0	0	0.00	0	0	0	0.00	0	0.00	0	0	NA	NA	0
	Total	236981	578726468			578726468	100	578726468	0	578726468	100	25248464	100.00	0	0.00	85900000	14.84	575547744




Table III - Statement showing shareholding pattern of the Public shareholder

	Category & Name of Shareholder (I)	PAN (II)	No. of Shareholder (III)	No. of fully paid up equity shares held (IV)	Partly paid-up equity shares held (V)	Nos. of shares underlying Depository Receipts (VI)	Total nos. shares held (VII= IV+V+VI)	Shareholding % calculated as per SCRR, 1957 As a % of (A+B+C2) (VIII)	Number of Voting Rights held in each class of securities (IX)			No. of Shares Underlying Outstanding convertible securities (including Warrants) (X)	Shareholding, as a % assuming full conversion of convertible securities (as a percentage of diluted share capital) (XI)	Number of Locked in shares (XII)		Number of Shares pledged or otherwise encumbered (XIII)		Number of equity shares held in dematerialized form (XIV)	
									No of Voting Rights					Total as a % of Total Voting rights	No. (a)	As a % of total Shares held (b)	No. (Not applicable) (a)		As a % of total shares held (b)
									Equity Share	Class Y	Total								
(1)	Institutions																		
(a)	Mutual Funds/		20	25900829	0	0	25900829	4.48	25900829	0	25900829	4.48	0	4.29	0	0.00	NA		2589829
	Birla Sun Life Trustee Company Private Limited A/C Birla Sun Life Pure Value Fund	AAATB0102C		8932400	0	0	8932400	1.54	8932400	0	8932400	1.54	0	1.48	0	0.00	NA		8932400
(b)	Venture Capital Funds		0	0	0	0	0	0.00	0	0	0	0.00	0	0.00	0	0.00	NA		0
(c)	Alternate Investment Funds		0	0	0	0	0	0.00	0	0	0	0.00	0	0.00	0	0.00	NA		0
(d)	Foreign Venture Capital Investors		0	0	0	0	0	0.00	0	0	0	0.00	0	0.00	0	0.00	NA		0
(e)	Foreign Portfolio Investors		114	139008914	0	0	139008914	24.02	139008914	0	139008914	24.02	0	23.02	0	0.00	NA		139008914
	East Bridge Capital Master Fund Limited	AACCE9888M		19677755	0	0	19677755	3.40	19677755	0	19677755	3.40	1	3.26	0	0.00	NA		19677755
	Barclays Merchant Bank (Singapore) Ltd.	AACCB0070E		13680266	0	0	13680266	2.36	13680266	0	13680266	2.36	2	2.27	0	0.00	NA		13680266
	Causeway Emerging Markets Fund	AAATC8849F		8683334	0	0	8683334	1.50	8683334	0	8683334	1.50	0	1.44	0	0.00	NA		8683334
	Government Pension Fund Global	AACCN1454E		8524440	0	0	8524440	1.47	8524440	0	8524440	1.47	0	1.41	0	0.00	NA		8524440
	Hynos Fund Limited - Fccb	AACH6785N		11189337	0	0	11189337	1.93	11189337	0	11189337	1.93	0	1.85	0	0.00	NA		11189337
	Ubs Principal Capital Asia Ltd	AABCU7548R		6105943	0	0	6105943	1.06	6105943	0	6105943	1.06	0	1.01	0	0.00	NA		6105943
	Dimensional Emerging Markets Value Fund	AACCD1578M		7846946	0	0	7846946	1.36	7846946	0	7846946	1.36	0	1.30	0	0.00	NA		7846946
(f)	Financial Institutions/ Banks		21	5061098	0	0	5061098	0.87	5061098	0	5061098	0.87	0	0.84	0	0.00	NA		5049198
(g)	Insurance Companies		0	0	0	0	0	0.00	0	0	0	0.00	0	0.00	0	0.00	NA		0
(h)	Provident Funds/ Pension Funds		0	0	0	0	0	0.00	0	0	0	0.00	0	0.00	0	0.00	NA		0
(i)	Any Other (specify)		0	0	0	0	0	0.00	0	0	0	0.00	0	0.00	0	0.00	NA		0
	Sub-Total (B)(1)		155	169970841	0	0	169970841	29.37	169970841	0	169970841	29.37	0	28.14	0	0.00	NA		169956941
(2)	Central Government/ State Government(s)/ President of India																		
			0	0	0	0	0	0.00	0	0	0	0.00	0	0.00	0	0.00	NA		0
	Sub-Total (B)(2)		0	0	0	0	0	0.00	0	0	0	0.00	0	0.00	0	0.00	NA		0
(3)	Non-institutions																		
(a)	Individuals -																		
	i. Individual shareholders holding nominal share capital up to Rs. 2 lakhs.		224836	144040328	0	0	144040328	24.89	144040328	0	144040328	24.89	0	23.85	0	0.00	NA		140884310
	ii. Individual shareholders holding nominal share capital in excess of Rs. 2 lakhs.		43	19929446	0	0	19929446	3.44	19929446	0	19929446	3.44	0	3.30	0	0.00	NA		19929446
(b)	NBFCs registered with RB		0	0	0	0	0	0.00	0	0	0	0.00	0	0.00	0	0.00	NA		0
(c)	Employee Trusts		0	0	0	0	0	0.00	0	0	0	0.00	0	0.00	0	0.00	NA		0
(d)	Overseas Depositories (holding DRs) (balancing figure)		0	0	0	0	0	0.00	0	0	0	0.00	0	0.00	0	0.00	NA		0
(e)	Any Other (specify)		11932	74804726	0	0	74804726	13	74804726	0	74804726	13	25248464	16.57	0.00	0.00	NA		74795920
(i)	Trusts		15	120241	0	0	120241	0.02	120241	0	120241	0.02	0	0.02	0	0.00	NA		120241
(ii)	Foreign Nationals		6	14815	0	0	14815	0.00	14815	0	14815	0.00	0	0.00	0	0.00	NA		14815
(iii)	Hindu Undivided Family		5803	8458414	0	0	8458414	1.46	8458414	0	8458414	1.46	0	1.40	0	0.00	NA		8457814
(iv)	Non Resident Indians (Non Repat)		944	1683900	0	0	1683900	0.29	1683900	0	1683900	0.29	0	0.28	0	0.00	NA		1677740
(v)	Non Resident Indians (Repat)		2791	5392441	0	0	5392441	0.93	5392441	0	5392441	0.93	0	0.89	0	0.00	NA		5391095
(vi)	Foreign Portfolio Investor (Individual)		1	35165	0	0	35165	0.01	35165	0	35165	0.01	0	0.01	0	0.00	NA		35165
(vii)	Clearing Member		634	7939949	0	0	7939949	1.37	7939949	0	7939949	1.37	0	1.31	0	0.00	NA		7939949
(viii)	Bodies Corporate		1734	51107801	0	0	51107801	8.83	51107801	0	51107801	8.83	0	8.46	0	0.00	NA		51107101
	Hdfc Standard Life Insurance Company Limited	AAACH8755L		1	7223249	0	0	7223249	1.25	7223249	1	1.25	1	1.20	0	0.00	NA		7223249
(x)	Associated Person		2	1500	0	0	1500	0.00	1500	0	1500	0.00	0	0.00	0	0.00	NA		1500
(xi)	Foreign Currency Convertible Bonds		0	0	0	0	0	0.00	0	0	0	0.00	25248464	4.18	0	0.00	NA		0
(xii)	Directors/Relatives		2	50500	0	0	50500	0.01	50500	0	50500	0.01	0	0.01	0	0.00	NA		50500
	Sub-Total (B)(3)		236811	238774500	0	0	238774500	41.26	238774500	0	238774500	41.26	25248464	43.71	0	0.00	NA		235609676
	Total Public Shareholding (B)= (B)(1)+(B)(2)+(B)(3)		236966	408745341	0	0	408745341	70.63	408745341	0	408745341	70.63	25248464	71.86	0	0.00	NA		405566617

Details of the shareholders acting as persons in Concert including their Shareholding (No. and %): Nil

Details of Shares which remain unclaimed may be given hear along with details such as number of shareholders, outstanding shares held in demat/unclaimed suspense account, voting rights which are frozen etc. Nil

Note:

- (1) PAN would not be displayed on website of Stock Exchange(s).
- (2) The above format needs to be disclosed along with the name of following persons. Institutions/Non Institutions holding more than 1% of total number of shares.
- (3) W.r.t. the information pertaining to Depository Receipts, the same may be disclosed in the respective columns to the extent information available and the balance to be disclosed as held by custodian.




Table II - Statement showing shareholding pattern of the Promoter and Promoter Group

	Category & Name of Shareholder (I)	PAN (II)	No. of Shareholder (III)	No. of fully paid up equity shares held (IV)	Partly paid up equity shares held (V)	Nos. of shares underlying Depository Receipts (VI)	Total nos. shares held (VII)= IV+V+VI)	Shareholding % calculated as per SCRR, 1957 As a % of (A+B+C2) (VIII)	Number of Voting Rights held in each class of securities (IX)				No of Shares Underlying Outstanding convertible securities (including Warrants) (X)	Shareholding, as a % assuming full conversion of convertible securities (as a percentage of diluted share capital) (XI)= (VII)+(X) as a % of A+B+C2	Number of Locked in shares (XII)		Number of Shares pledged or otherwise encumbered (XIII)		Number of equity shares held in dematerialized form (XIV)
									No of Voting Rights			Total as a % of Total Voting rights			No. (a)	As a % of total Shares held (b)	No. (a)	As a % of total shares held (b)	
									Equity Share	Class Y	Total								
(1)	Indian																		
(a)	Individuals/ Hindu undivided Family		9	3004149	0	0	3004149	0.52	3004149	0	3004149	0.52	0	0.50	0	0	0	0	3004149
	Pranay Arunprasad Patel	ADSP5882A		758830	0	0	758830	0.13	758830	0	758830	0.13	0	0.13	0	0	0	0	758830
	Rahulbhai Patel	ABGPP6268C		497090	0	0	497090	0.09	497090	0	497090	0.09	0	0.08	0	0	0	0	497090
	Amit Patel	ABGPP6259B		398425	0	0	398425	0.07	398425	0	398425	0.07	0	0.07	0	0	0	0	398425
	Deval Rahul Patel	ADIPP7895B		262500	0	0	262500	0.05	262500	0	262500	0.05	0	0.04	0	0	0	0	262500
	Leena Arunprasad Patel	ABGPP6529G		177970	0	0	177970	0.03	177970	0	177970	0.03	0	0.03	0	0	0	0	177970
	Arunprasad Purshottamdas Patel	ABGPP6270N		327710	0	0	327710	0.06	327710	0	327710	0.06	0	0.05	0	0	0	0	327710
	Dineshchandra Patel	AB8PP5032D		290536	0	0	290536	0.05	290536	0	290536	0.05	0	0.05	0	0	0	0	290536
	Kalavati Patel	AEPPP0513C		225468	0	0	225468	0.04	225468	0	225468	0.04	0	0.04	0	0	0	0	225468
	Poonam Pranay Patel	AAXPP3196M		65620	0	0	65620	0.01	65620	0	65620	0.01	0	0.01	0	0	0	0	65620
(b)	Central Government / State Government(s)		0	0	0	0	0	0.00	0	0	0	0.00	0	0.00	0	0	0	0	0
(c)	Financial Institutions / Banks		0	0	0	0	0	0.00	0	0	0	0.00	0	0.00	0	0	0	0	0
(d)	Any Other - Bodies Corporate		6	166976978	0	0	166976978	28.85	166976978	0	166976978	28.85	0	27.65	0	0	85900000	51.44	166976978
	BVM Finance Private Limited	AAACB1589J		78103905	0	0	78103905	13.50	78103905	0	78103905	13.50	0	12.93	0	0	60900000	77.97	78103905
	Opel Securities Private Limited	AAACQ2776P		30223452	0	0	30223452	5.22	30223452	0	30223452	5.22	0	5.00	0	0	12500000	41.36	30223452
	Kolon Investment Pvt. Ltd.	AAACK9118L		55877110	0	0	55877110	9.66	55877110	0	55877110	9.66	0	9.25	0	0	12500000	22.37	55877110
	Star Line Leasing Ltd.	AAACS7851A		1713221	0	0	1713221	0.30	1713221	0	1713221	0.30	0	0.28	0	0	0	0	1713221
	Som Shiva (Impex) Limited	AACCS7803E		262500	0	0	262500	0.05	262500	0	262500	0.05	0	0.04	0	0	0	0	262500
	Prominent Plastics Limited	AAACP2800Q		796790	0	0	796790	0.14	796790	0	796790	0.14	0	0.13	0	0	0	0	796790
	Sub-Total (A)(1)		15	169981127	0	0	169981127	29.37	169981127	0	169981127	29.37	0	28.14	0	0.00	85900000	50.54	169981127
(2)	Foreign		0	0	0	0	0	0.00	0	0	0	0.00	0	0.00	0	0	0	0	0
(a)	Individuals (Non-Resident Individuals/ Foreign Individuals)		0	0	0	0	0	0.00	0	0	0	0.00	0	0.00	0	0	0	0	0
(b)	Government		0	0	0	0	0	0.00	0	0	0	0.00	0	0.00	0	0	0	0	0
(c)	Institutions		0	0	0	0	0	0.00	0	0	0	0.00	0	0.00	0	0	0	0	0
(d)	Foreign Portfolio Investor		0	0	0	0	0	0.00	0	0	0	0.00	0	0.00	0	0	0	0	0
(f)	Any Other (specify)		0	0	0	0	0	0.00	0	0	0	0.00	0	0.00	0	0	0	0	0
	Sub-Total (A)(2)		0	0	0	0	0	0.00	0	0	0	0.00	0	0.00	0	0	0	0	0
	Total Shareholding of Promoter and Promoter Group (A)= (A)(1)+(A)(2)		15	169981127	0	0	169981127	29.37	169981127	0	169981127	29.37	0	28.14	0	0.00	85900000	50.54	169981127

Details of Shares which remain unclaimed may be given hear along with details such as number of shareholders, outstanding shares held in demat/unclaimed suspense account, voting rights which are frozen etc.

Note:

- PAN would not be displayed on website of Stock Exchange(s)
- The term 'Encumbrance' has the same meaning as assigned under regulation 2B(3) of SEBI (Substantial Acquisition of Shares and Takeovers) Regulations, 2011.




Table IV - Statement showing shareholding pattern of the Non Promoter- Non Public shareholder																			
Category & Name of the shareholders	PAN	Nos. of shareholders	No. of fully paid up equity shares held	Partly paid-up equity shares held	No. of shares underlying Depository Receipts	Total nos. shares held	Shareholding % calculated as per SCRR, 1957 As a % of (A+B+C2)	Number of Voting Rights held in each class			No. of Shares Underlying Outstanding convertible securities (including Warrants)	Shareholding, as a % assuming full conversion of convertible securities (as a percentage of diluted share capital)	Number of Locked in		Number of Shares		Number of equity shares held in dematerialised form		
								No. of Voting Rights Class eg: X	Class eg: Y	Total			Total as a % of (A+B+C)	No. (a)	As a % of total Shares held(b)	No. (a)		As a % of total Shares held(b)	
(I)	(II)	(III)	(IV)	(V)	(VI)	(VII) = (IV)+(V)+(VI)	(VIII) As a % of (A+B+C2)	(IX)			(X)	(XI)= (VII)+(X) As a % of (A+B+C2)	(XII)	(XIII)		(XIV)			
1	Custodian/DR Holder		0	0	0	0	0.0000	0	0	0	0.0000	0	0.0000	0	0.0000	NA	NA	0	
2	Employee Benefit Trust (under SEBI (Share based Employee Benefit) Regulations, 2014)		0	0	0	0	0.0000	0	0	0	0.0000	0	0.0000	0	0.0000	NA	NA	0	
	Total Non-Promoter- Non Public Shareholding (C)=(C)(1)+(C)(2)		0	0	0	0	0.0000	0	0	0	0.0000	0	0.0000	0	0.0000	NA	NA	0	

Note :

- (1) PAN would not be displayed on website of Stock Exchange(s).
- (2) The above format needs to disclose name of all holders holding more than 1% of total number of shares
- (3) W.r.t. the information pertaining to Depository Receipts, the same may be disclosed in the respective columns to the extent information available and the balance to be disclosed as held by custodian.

