


SHAREHOLDING PATTERN

- 1 Name of Listed Entity: **SINTEX PLASTICS TECHNOLOGY LIMITED**
- 2 Scrip Code :
Name of Scrip : **Equity Shares**
Class of Security : **N.A.**
- 3 Share Holding Pattern Filed under: Reg. **31(1)(a)**
a. If under 31(1)(b) then indicate the report for Quarter ending :
b. If under 31(1)(c) then indicate date of allotment/extinguishment : **08.08.2017**
- 4 Declaration: The Listed entity is required to submit the following declaration to the extent of submission of information:-

Sr. No.	Particulars	Yes*	No*
1	Whether the Listed Entity has issued any partly paid up shares?		✓
2	Whether the Listed Entity has issued any Convertible Securities or Warrants?	✓	
3	Whether the Listed Entity has any shares against which depository receipts are issued?		✓
4	Whether the Listed Entity has any shares in locked-in?		✓
5	Whether any shares held by promoters are pledge or otherwise encumbered?	✓	

* If the Listed Entity selects the option 'No' for the questions above, the columns for the partly paid up shares, Outstanding Convertible Securities/Warrants, depository receipts, locked-in shares, No of shares pledged or otherwise encumbered by promoters, as applicable, shall not be displayed at the time of dissemination on the Stock Exchange website. Also wherever there is 'No' declared by Listed Entity in above table the values will be considered as 'Zero' by default on submission of the format of holding of specified securities.

- 5 The tabular format for disclosure of holding of specified securities is as follows:-



SINTEX PLASTICS TECHNOLOGY LIMITED

Table I - Summary statement holding of specified securities

Category (I)	Category of shareholder (II)	Nos of shareholders (III)	No of fully paid-up equity shares held (IV)	No of Partly paid-up equity shares held (V)	No of shares underlying Depository Receipts (VI)	Total nos. shares held (VII) = (IV)+(V)+(VI)	Shareholding as a % of total no. of shares (calculated as per SCRR, 1957) (VIII) As a % of (A+B+C2)	Number of Voting Rights held in each class of securities (IX)			No of shares Underlying Outstanding convertible securities (Including Warrants) (X)	Shareholding, as a % assuming full conversion of convertible securities (as a percentage of diluted share capital) (XI)=(VII)+(X) As a % of (A+B+C2)	Number of Locked in shares (XII)		Number of shares pledged or otherwise encumbered (XIII)		Number of equity shares held in dematerialized form (XIV)	
								No of Voting Rights					Total as a % of (A+B+C)	No. (a)	As a % of total shares held (b)	No. (a)		As a % of total shares held (b)
								Equity Share	Class eg. Y	Total								
(A)	Promoter & Promoter Group	15	169981127	0	0	169981127	30.63	169981127	0	169981127	30.63	0	28.14	0	0.00	93400000	54.95	169981127
(B)	Public	212855	384960573	0	0	384960573	69.37	384960573	0	384960573	69.37	49033232	71.86	0	0	NA	NA	381753424
(C)	Non Promoter- Non Public	0	0	0	0	0	0.00	0	0	0	0.00	0	0.00	0	0	NA	NA	0
(C1)	Shares underlying DRs	0	0	0	0	0	0.00	0	0	0	0.00	0	0.00	0	0	NA	NA	0
(C2)	Shares held by Employee Trusts	0	0	0	0	0	0.00	0	0	0	0.00	0	0.00	0	0	NA	NA	0
	Total	212870	554941700			554941700	100	554941700	0	554941700	100	49033232	100.00	0	0.00	93400000	16.83	551734551




Table II - Statement showing shareholding pattern of the Promoter and Promoter Group

(1)	Category & Name of Shareholder (I)	PAN (II)	No. of Shareholder (III)	No. of fully paid up equity shares held (IV)	Partly paid up equity shares held (V)	Nos. of shares underlying Depository Receipts (VI)	Total nos. shares held (VII)= IV+V+VI)	Shareholding % calculated as per SCRR, 1957 As a % of (A+B+C2) (VIII)	Number of Voting Rights held in each class of securities (IX)			No. of Shares Underlying Outstanding convertible securities (including Warrants) (X)	Shareholding, as a % assuming full conversion of convertible securities (as a percentage of diluted share capital) (XI)= (VII)+(X) as a % of A+B+C2	Number of Locked in shares (XII)		Number of Shares pledged or otherwise encumbered (XIII)		Number of equity shares held in dematerialized form (XIV)		
									No of Voting Rights					Total as a % of Total Voting rights	No. (a)	As a % of total Shares held (b)	No. (a)		As a % of total shares held (b)	
									Equity Share	Class Y	Total									
(1)	Indian																			
(a)	Individuals/ Hindu undivided Family		9	3004149	0	0	3004149	0.54	3004149	0	3004149	0.54	0	0.50	0	0	0	0	0	3004149
	Pranay Arunprasad Patel	ADSP5882A		758830	0	0	758830	0.14	758830	0	758830	0.14	0	0.13	0	0	0	0	0	758830
	Rahulbhai Patel	ABGPP6268C		497090	0	0	497090	0.09	497090	0	497090	0.09	0	0.08	0	0	0	0	0	497090
	Amit Patel	ABGPP6259B		398425	0	0	398425	0.07	398425	0	398425	0.07	0	0.07	0	0	0	0	0	398425
	Deval Rahul Patel	ADIPP7895B		262500	0	0	262500	0.05	262500	0	262500	0.05	0	0.04	0	0	0	0	0	262500
	Leena Arunprasad Patel	ABGPP6529G		177970	0	0	177970	0.03	177970	0	177970	0.03	0	0.03	0	0	0	0	0	177970
	Arunprasad Purshottamdas Patel	ABGPP6270N		327710	0	0	327710	0.06	327710	0	327710	0.06	0	0.05	0	0	0	0	0	327710
	Dineshchandra Patel	ABBPP5032D		290536	0	0	290536	0.05	290536	0	290536	0.05	0	0.05	0	0	0	0	0	290536
	Kalavati Patel	AEPPP0513C		225468	0	0	225468	0.04	225468	0	225468	0.04	0	0.04	0	0	0	0	0	225468
	Poonam Pranay Patel	AAAXPP3196M		65620	0	0	65620	0.01	65620	0	65620	0.01	0	0.01	0	0	0	0	0	65620
(b)	Central Government / State Government(s)		0	0	0	0	0	0.00	0	0	0	0.00	0	0.00	0	0	0	0	0	0
(c)	Financial Institutions / Banks		0	0	0	0	0	0.00	0	0	0	0.00	0	0.00	0	0	0	0	0	0
(d)	Any Other - Bodies Corporate		6	166976978	0	0	166976978	30.09	166976978	0	166976978	30.09	0	27.65	0	0	93400000	55.94	0	166976978
	BVM Finance Private Limited	AAACB1589J		78103905	0	0	78103905	14.07	78103905	0	78103905	14.07	0	12.93	0	0	68400000	87.58	0	78103905
	Opel Securities Private Limited	AAACO2276P		30223452	0	0	30223452	5.45	30223452	0	30223452	5.45	0	5.00	0	0	12500000	41.36	0	30223452
	Kolon Investment Pvt. Ltd.	AAACK9118L		55877110	0	0	55877110	10.07	55877110	0	55877110	10.07	0	9.25	0	0	12500000	22.37	0	55877110
	Star Line Leasing Ltd.	AAACS7851A		1713221	0	0	1713221	0.31	1713221	0	1713221	0.31	0	0.28	0	0	0	0	0	1713221
	Som Shiva (Impex) Limited	AACCS7803E		262500	0	0	262500	0.05	262500	0	262500	0.05	0	0.04	0	0	0	0	0	262500
	Prominent Plastics Limited	AAACP2800Q		796790	0	0	796790	0.14	796790	0	796790	0.14	0	0.13	0	0	0	0	0	796790
	Sub-Total (A)(1)		15	169981127	0	0	169981127	30.63	169981127	0	169981127	30.63	0	28.14	0	0.00	93400000	54.95	0	169981127
(2)	Foreign		0	0	0	0	0	0.00	0	0	0	0.00	0	0.00	0	0	0	0	0	0
(a)	Individuals (Non-Resident Individuals/ Foreign Individuals)		0	0	0	0	0	0.00	0	0	0	0.00	0	0.00	0	0	0	0	0	0
(b)	Government		0	0	0	0	0	0.00	0	0	0	0.00	0	0.00	0	0	0	0	0	0
(c)	Institutions		0	0	0	0	0	0.00	0	0	0	0.00	0	0.00	0	0	0	0	0	0
(d)	Foreign Portfolio Investor		0	0	0	0	0	0.00	0	0	0	0.00	0	0.00	0	0	0	0	0	0
(f)	Any Other (specify)		0	0	0	0	0	0.00	0	0	0	0.00	0	0.00	0	0	0	0	0	0
	Sub-Total (A)(2)		0	0	0	0	0	0.00	0	0	0	0.00	0	0.00	0	0	0	0	0	0
	Total Shareholding of Promoter and Promoter Group (A)= (A)(1)+(A)(2)		15	169981127	0	0	169981127	30.63	169981127	0	169981127	30.63	0	28.14	0	0.00	93400000	54.95	0	169981127

Details of Shares which remain unclaimed may be given here along with details such as number of shareholders, outstanding shares held in demat/unclaimed suspense account, voting rights which are frozen etc.

Note:

- PAN would not be displayed on website of Stock Exchange(s)
- The term 'Encumbrance' has the same meaning as assigned under regulation 2B(3) of SEBI (Substantial Acquisition of Shares and Takeovers) Regulations, 2011.




Table III - Statement showing shareholding pattern of the Public shareholder

(1)	Category & Name of Shareholder (I)	PAN (II)	No. of Shareholder (III)	No. of fully paid up equity shares held (IV)	Partly paid-up equity shares held (V)	Nos. of shares underlying Depository Receipts (VI)	Total nos. shares held (VII= IV+V+VI)	Shareholding % calculated as per SCRR, 1957 As a % of (A+B+C2) (VIII)	Number of Voting Rights held in each class of securities (IX)			No. of Shares Underlying Outstanding convertible securities (including Warrants) (X)	Shareholding, as a % assuming full conversion of convertible securities (as a percentage of diluted share capital) (XI)	Number of Locked in shares (XII)		Number of Shares pledged or otherwise encumbered (XIII)		Number of equity shares held in dematerialized form (XIV)	
									No of Voting Rights					Total as a % of Total Voting rights	No. (a)	As a % of total Shares held (b)	No. (Not applicable) (a)		As a % of total shares held (b)
									Equity Share	Class Y	Total								
(1)	Institutions																		
(a)	Mutual Funds/		8	11927866	0	0	11927866	2.15	11927866	0	11927866	2.15	0	1.97	0	0.00	NA		11925866
	Birla Sun Life Trustee Company Private Limited A/C Birla Sun Life Pure Value Fund	AAATB0102C		7122400	0	0	7122400	1.28	7122400	0	7122400	1.28	0	1.18	0	0.00	NA		7122400
(b)	Venture Capital Funds		0	0	0	0	0	0.00	0	0	0	0.00	0	0.00	0	0.00	NA		0
(c)	Alternate Investmnet Funds		0	0	0	0	0	0.00	0	0	0	0.00	0	0.00	0	0.00	NA		0
(d)	Foreign Venture Capital Investors		0	0	0	0	0	0.00	0	0	0	0.00	0	0.00	0	0.00	NA		0
(e)	Foregin Portfolio Investors		130	129232120	0	0	129232120	23.29	129232120	0	129232120	23.29	0	21.40	0	0.00	NA		129232120
	East Bridge Capital Master Fund Limited	AACCE9888M		19677755	0	0	19677755	3.55	19677755	0	19677755	3.55	1	3.26	0	0.00	NA		19677755
	Barclays Merchant Bank (Singapore) Ltd.	AACCB0070E		13961290	0	0	13961290	2.52	13961290	0	13961290	2.52	2	2.31	0	0.00	NA		13961290
	Causeway Emerging Markets Fund	AAATC8849F		8683334	0	0	8683334	1.56	8683334	0	8683334	1.56	0	1.44	0	0.00	NA		8683334
	Dimensional Emerging Markets Value Fund	AACCD1578M		7846946	0	0	7846946	1.41	7846946	0	7846946	1.41	0	1.30	0	0.00	NA		7846946
	Vanguard Emerging Markets Stock Index Fund, Aseries Of Vanguard International Equity Inde X Fund	AAATY0918K		5810296	0	0	5810296	1.05	5810296	0	5810296	1.05	0	0.96	0	0.00	NA		5810296
(f)	Financial Institutions/ Banks		23	6255353	0	0	6255353	1.13	6255353	0	6255353	1.13	0	1.04	0	0.00	NA		6243453
(g)	Insurance Companies		0	0	0	0	0	0.00	0	0	0	0.00	0	0.00	0	0.00	NA		0
(h)	Provident Funds/ Pension Funds		0	0	0	0	0	0.00	0	0	0	0.00	0	0.00	0	0.00	NA		0
(i)	Any Other (specify)		0	0	0	0	0	0.00	0	0	0	0.00	0	0.00	0	0.00	NA		0
	Sub-Total (B)(1)		161	147415339	0	0	147415339	26.56	147415339	0	147415339	26.56	0	24.41	0	0.00	NA		147401439
(2)	Central Government/ State Government(s)/ President of India																		
	Sub-Total (B)(2)		0	0	0	0	0	0.00	0	0	0	0.00	0	0.00	0	0.00	NA		0
(3)	Non-institutions																		
(a)	Individuals -																		
	i. Individual shareholders holding nominal share capital up to Rs. 2 lakhs.		202414	128765780	0	0	128765780	23.20	128765780	0	128765780	23.20	0	21.32	0	0.00	NA		125601607
	ii. Individual shareholders holding nominal share capital in excess of Rs. 2 lakhs.		37	18099091	0	0	18099091	3.26	18099091	0	18099091	3.26	0	3.00	0	0.00	NA		18099091
(b)	NBFCs registered with RB		0	0	0	0	0	0.00	0	0	0	0.00	0	0.00	0	0.00	NA		0
(c)	Employee Trusts		0	0	0	0	0	0.00	0	0	0	0.00	0	0.00	0	0.00	NA		0
(d)	Overseas Depositories (holding DRs) (balancing figure)		0	0	0	0	0	0.00	0	0	0	0.00	0	0.00	0	0.00	NA		0
(e)	Any Other (specify)		10243	90680363	0	0	90680363	16	90680363	0	90680363	16.34	49033232	23.13	0.00	0.00	NA		90651287
(i)	Trusts		12	638561	0	0	638561	0.12	638561	0	638561	0.12	0	0.11	0	0.00	NA		638561
(ii)	Foreign Nationals		6	25600	0	0	25600	0.00	25600	0	25600	0.00	0	0.00	0	0.00	NA		25600
(iii)	Hindu Undivided Family		4833	6932471	0	0	6932471	1.25	6932471	0	6932471	1.25	0	1.15	0	0.00	NA		6931971
(iv)	Non Resident Indians (Non Repat)		811	1476996	0	0	1476996	0.27	1476996	0	1476996	0.27	0	0.24	0	0.00	NA		1470936
(v)	Non Resident Indians (Repat)		2529	16162351	0	0	16162351	2.91	16162351	0	16162351	2.91	0	2.68	0	0.00	NA		16165605
(vi)	Hypnos Fund Limited - Fccb	AACCH6785N		11612680	0	0	11612680	2.09	11612680	0	11612680	2.09	0	1.92	0	0.00	NA		11612680
(vii)	Foreign Portfolio Investor (Individual)		1	35165	0	0	35165	0.01	35165	0	35165	0.01	0	0.01	0	0.00	NA		35165
(viii)	Clearing Member		512	26536727	0	0	26536727	4.78	26536727	0	26536727	4.78	0	4.39	0	0.00	NA		26536727
(ix)	Citibank N.A.	AAACC0462F		10929058	0	0	10929058	1.97	10929058	0	10929058	1.97	0	1.81	0	0.00	NA		10929058
(x)	Bodies Corporate		1530	38845922	0	0	38845922	7.00	38845922	0	38845922	7.00	0	6.43	0	0.00	NA		38845222
(xi)	Associated Person		7	3030	0	0	3030	0.00	3030	0	3030	0.00	0	0.00	0	0.00	NA		1500
(xii)	Foreign Currency Convertible Bonds		0	0	0	0	0	0.00	0	0	0	0.00	49033232	8.12	0	0.00	NA		0
(xiii)	Directors/Relatives		2	23540	0	0	23540	0.00	23540	0	23540	0.00	0	0.00	0	0.00	NA		100
	Sub-Total (B)(3)		212694	237545234	0	0	237545234	42.81	237545234	0	237545234	42.81	49033232	47.45	0	0.00	NA		234351985
	Total Public Shareholding (B)= (B)(1)+(B)(2)+(B)(3)		212855	384960573	0	0	384960573	69.37	384960573	0	384960573	69.37	49033232	71.86	0	0.00	NA		381753424

Details of the shareholders acting as persons in Concert including their Shareholding (No. and %): Nil.

Details of Shares which remain unclaimed may be given here along with details such as number of shareholders, outstanding shares held in demat/unclaimed suspense account, voting rights which are frozen etc. Nil.

Note:

- PAN would not be displayed on website of Stock Exchange(s).
- The above format needs to be disclosed along with the name of following persons: Institutions/Non institutions holding more than 1% of total number of shares.
- W.r.t. the information pertaining to Depository Receipts, the same may be disclosed in the respective columns to the extent information available and the balance to be disclosed as held by custodian.

**CERTIFIED TRUE COPY
FOR, SINTEX PLASTICS TECHNOLOGY LIMITED**

Aut. F.
COMPANY SECRETARY